

Scaled data based on original data using
LM-79-08 Approved Method: Electrical and Photometric Measurements of Solid-
State Lighting Products

Test Report Prepared for
Cooper Lighting Solutions
(formerly Eaton)

Brand: STREETWORKS

Report Number: P524180

Luminaire Tested: **IFLD-S-SA2C-940-U-66**

Issue Date: 05/27/2021



Test Information

Test Method: LM-79-08
Report Number: P524180
Test Lab: INNOVATION CENTER(G2)
Issue Date: 05/27/2021
Manufacturer: COOPER LIGHTING SOLUTIONS (FORMERLY EATON)
Product Line: STREETWORKS
Catalog Number: IFLD-S-SA2C-940-U-66
Description: Infrastructure Flood – Middle Tier Light Square Luminaire w/ 66 distribution lens
Light Source: (32) 4000K CCT, 90 CRI LEDS
Ballast/Driver: ELECTRONIC DRIVER

Summary

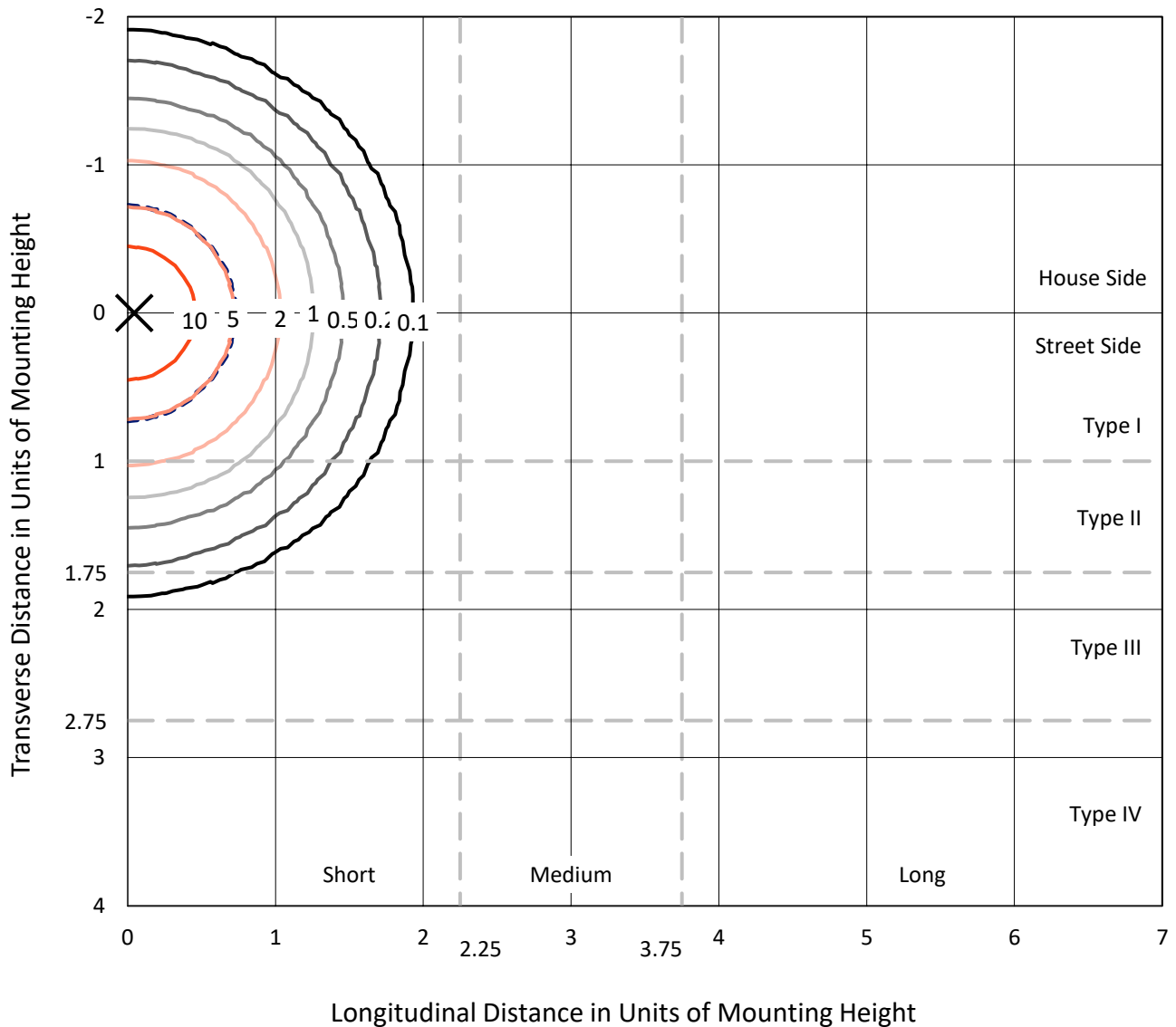
Lumens per Lamp: N/A
Luminaire Lumens: 10656.4 lumens
Efficiency: N/A
Efficacy: 98.5 lumens/watt
Luminous Opening: Rectangular (W 1' x L: 0.5' x H: 0')
IES Classification: Type V - Short
BUG Rating: B3 - U0 - G1

Input Watts (W): 108.2
Input Voltage (V): 120
Input Current (Ain): NR
Voltage Rise (V): NR
Power Factor: NR
Total Harmonic Distortion (THDi): NR
Frequency (hertz): 60
Stabilization Time: NR
Operation Time: NR
Ambient Temperature (°C): NR
Test Distance: 24 FT

REPORT NUMBER: P524180
 CATALOG NUMBER: IFLD-S-SA2C-940-U-66

Iso-Footcandle Lines of Horizontal Illumination

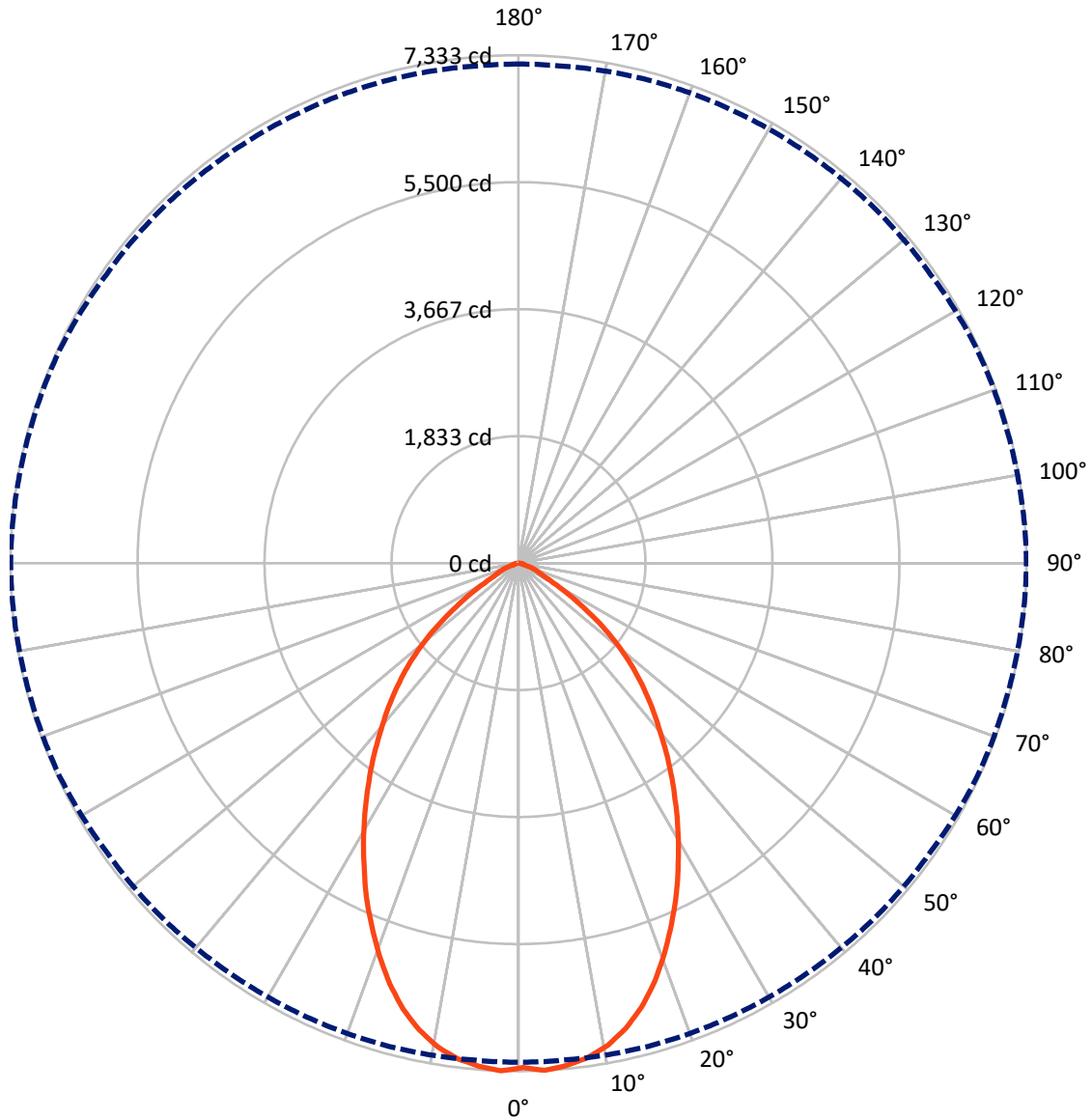
× Max cd
 - - - 1/2 Max cd



Based on 20 foot mounting height. Maximum calculated value = 18.2 fc
 Type V - Short - N/A

REPORT NUMBER: P524180
CATALOG NUMBER: IFLD-S-SA2C-940-U-66

Luminous Intensity Polar Plot



— Vertical Plane Through 90-Deg Lateral - - - Horizontal Cone Through 2.5-Deg Vertical

REPORT NUMBER: P524180
 CATALOG NUMBER: IFLD-S-SA2C-940-U-66

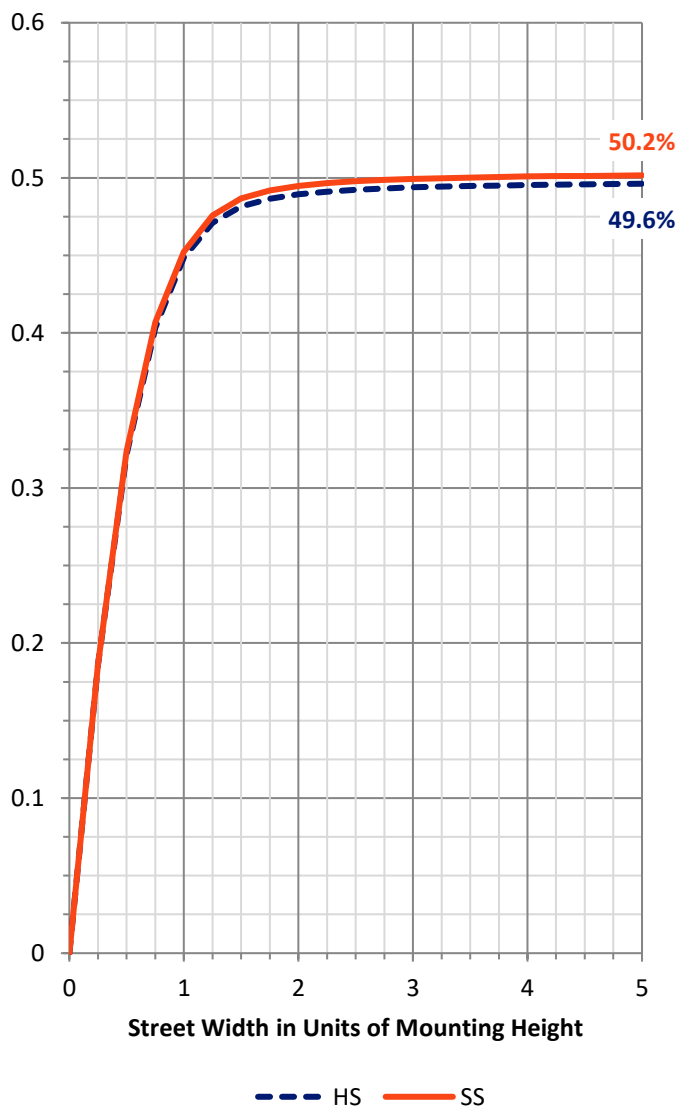
FLUX DISTRIBUTION:

		Downward	Upward	Total
House Side	Lumens	5328.2	0.0	5328.2
	% Fixture	50.0	0.0	50.0
Street Side	Lumens	5328.2	0.0	5328.2
	% Fixture	50.0	0.0	50.0
Total	Lumens	10656.4	0.0	10656.4
	% Fixture	100.0	0.0	100.0

ZONAL LUMENS:

Zone	Lumens	% Fixture
0°-10°	683.8	6.4
10°-20°	1837.4	17.2
20°-30°	2377.2	22.3
30°-40°	2344.5	22.0
40°-50°	1896.8	17.8
50°-60°	1032.7	9.7
60°-70°	327.2	3.1
70°-80°	126.6	1.2
80°-90°	30.3	0.3
90°-100°	0.0	0.0
100°-110°	0.0	0.0
110°-120°	0.0	0.0
120°-130°	0.0	0.0
130°-140°	0.0	0.0
140°-150°	0.0	0.0
150°-160°	0.0	0.0
160°-170°	0.0	0.0
170°-180°	0.0	0.0
0°-90°	10656.4	100.0
0°-180°	10656.4	100.0

Coefficient of Utilization



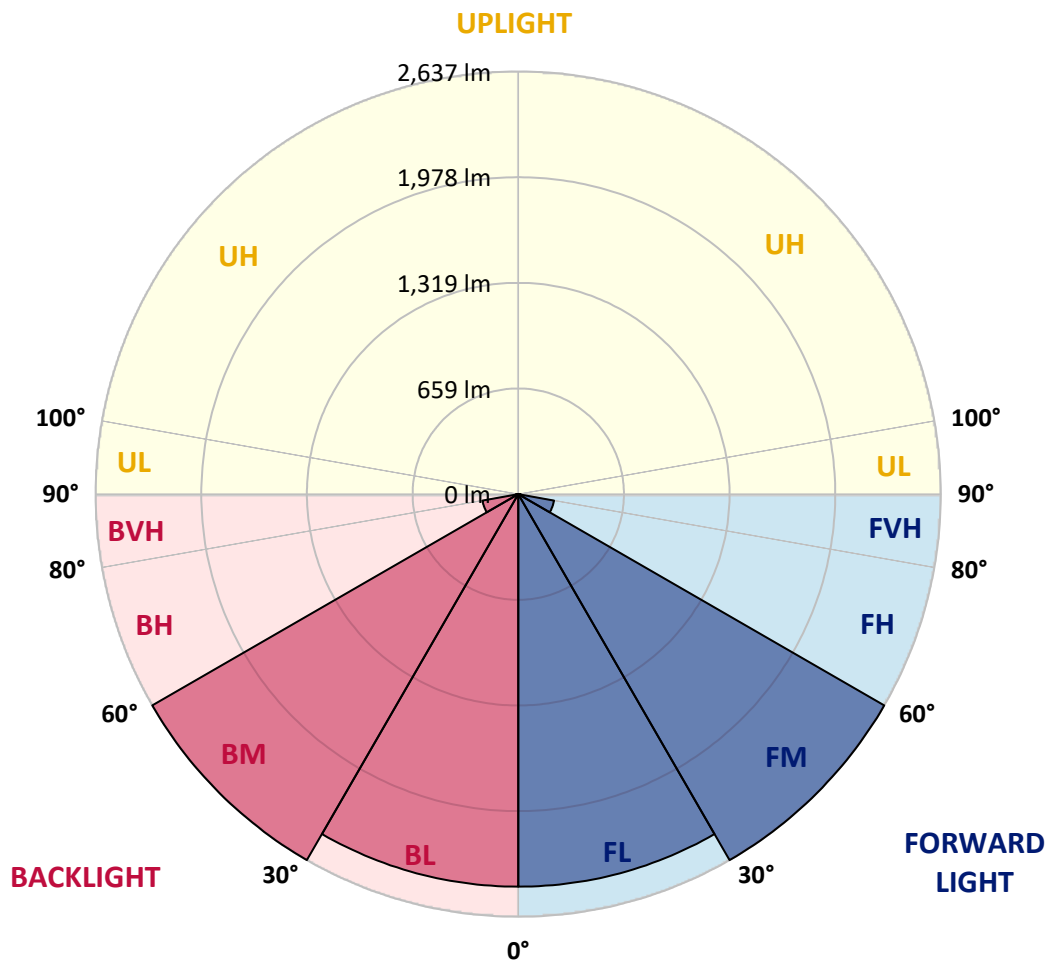
REPORT NUMBER: P524180
 CATALOG NUMBER: IFLD-S-SA2C-940-U-66

LUMINAIRE CLASSIFICATION SYSTEM LUMEN TABLE AND BUG RATING:

Zone		Lumens	% Fixture	Zone Rating/Lumen Limit		
				B	U	G
FL	(0°-30°)	2449.2	23.0			
FM	(30°-60°)	2637.0	24.7			
FH	(60°-80°)	226.9	2.1			G0/660
FVH	(80°-90°)	15.1	0.1			G1/100
BL	(0°-30°)	2449.2	23.0	B3/2500		
BM	(30°-60°)	2637.0	24.7	B3/5000		
BH	(60°-80°)	226.9	2.1	B1/500		G0/660
BVH	(80°-90°)	15.1	0.1			G1/100
UL	(90°-100°)	0.0	0.0		U0/0	
UH	(100°-180°)	0.0	0.0		U0/0	

BUG Rating: B3-U0-G1

Type V Short





REPORT NUMBER: P524180
 CATALOG NUMBER: IFLD-S-SA2C-940-U-66

CANDELA DISTRIBUTION (FULL):

	0°	5°	15°	25°	35°	45°	55°	65°	75°	85°	90°
0°	7284.0	7284.0	7284.0	7284.0	7284.0	7284.0	7284.0	7284.0	7284.0	7284.0	7284.0
2.5°	7205.4	7203.9	7222.4	7230.1	7239.3	7257.8	7263.9	7304.0	7308.6	7324.0	7333.2
5°	7193.1	7187.0	7205.4	7208.5	7219.3	7222.4	7231.6	7259.3	7256.2	7279.3	7284.0
7.5°	7126.9	7119.2	7134.6	7137.7	7153.1	7148.5	7163.9	7183.9	7183.9	7200.8	7208.5
10°	6979.1	6977.6	6993.0	6994.5	7016.1	7011.4	7036.1	7040.7	7053.0	7065.3	7079.2
12.5°	6802.1	6782.0	6802.1	6794.4	6823.6	6806.7	6840.6	6851.3	6857.5	6879.0	6889.8
15°	6574.2	6549.6	6563.4	6555.7	6574.2	6552.6	6588.1	6609.6	6617.3	6638.9	6649.6
17.5°	6269.4	6249.3	6252.4	6241.6	6254.0	6237.0	6270.9	6304.8	6315.5	6338.6	6354.0
20°	5886.0	5886.0	5887.5	5878.3	5889.1	5872.1	5893.7	5946.0	5956.8	5987.6	6013.8
22.5°	5511.9	5511.9	5516.5	5504.2	5507.2	5499.5	5522.6	5573.4	5590.4	5622.7	5655.0
25°	5153.1	5147.0	5150.0	5139.3	5126.9	5130.0	5157.7	5190.1	5227.0	5268.6	5293.2
27.5°	4811.3	4819.0	4800.5	4792.9	4783.6	4766.7	4799.0	4839.0	4865.2	4899.1	4911.4
30°	4446.4	4461.8	4448.0	4441.8	4418.7	4397.2	4431.0	4471.1	4497.2	4529.6	4543.4
32.5°	4121.6	4117.0	4104.6	4090.8	4067.7	4050.8	4064.6	4110.8	4130.8	4164.7	4169.3
35°	3773.6	3770.5	3762.8	3735.1	3727.4	3707.4	3719.7	3759.8	3775.2	3795.2	3810.6
37.5°	3433.4	3422.6	3419.5	3408.7	3394.9	3390.3	3390.3	3411.8	3427.2	3447.2	3462.6
40°	3096.2	3099.3	3090.0	3080.8	3076.2	3070.0	3071.6	3083.9	3096.2	3105.4	3114.7
42.5°	2791.3	2774.4	2768.2	2759.0	2763.6	2771.3	2754.4	2772.9	2788.3	2788.3	2808.3
45°	2441.8	2449.5	2452.6	2468.0	2468.0	2460.3	2454.2	2463.4	2478.8	2477.3	2497.3
47.5°	2137.0	2127.8	2135.5	2158.6	2178.6	2181.6	2163.2	2167.8	2172.4	2164.7	2183.2
50°	1802.9	1806.0	1804.4	1839.9	1879.9	1866.0	1852.2	1856.8	1855.2	1855.2	1858.3
52.5°	1439.5	1447.2	1438.0	1488.8	1531.9	1521.1	1511.9	1511.9	1519.6	1518.1	1516.5
55°	1108.5	1105.5	1085.4	1110.1	1148.6	1150.1	1136.2	1142.4	1150.1	1157.8	1156.3
57.5°	825.2	816.0	788.3	789.8	832.9	843.7	831.4	829.9	839.1	842.2	859.1
60°	555.8	554.3	529.6	528.1	545.0	574.3	560.4	560.4	563.5	568.1	572.7
62.5°	380.3	383.4	374.1	372.6	375.7	400.3	398.8	397.2	395.7	401.8	400.3
65°	298.7	300.2	297.1	297.1	298.7	309.5	320.2	321.8	323.3	324.9	323.3
67.5°	240.2	241.7	238.6	241.7	241.7	243.3	258.7	264.8	266.4	266.4	264.8
70°	184.8	190.9	194.0	194.0	194.0	194.0	204.8	212.5	210.9	201.7	192.5
72.5°	92.4	112.4	155.5	157.0	155.5	154.0	160.1	167.8	166.3	117.0	87.8
75°	61.6	66.2	121.6	127.8	126.2	120.1	126.2	135.5	132.4	75.4	72.4
77.5°	35.4	38.5	81.6	93.9	101.6	87.8	100.1	109.3	104.7	61.6	60.0
80°	27.7	26.2	58.5	72.4	69.3	55.4	81.6	87.8	80.1	46.2	41.6
82.5°	16.9	16.9	38.5	55.4	50.8	32.3	57.0	67.7	60.0	33.9	30.8
85°	9.2	10.8	18.5	27.7	29.3	21.6	30.8	37.0	37.0	21.6	21.6
87.5°	4.6	4.6	6.2	6.2	7.7	9.2	9.2	10.8	7.7	6.2	6.2
90°	0.0	0.0	0.0	0.0	0.0	0.0	0.0	0.0	0.0	0.0	0.0

(END OF REPORT)